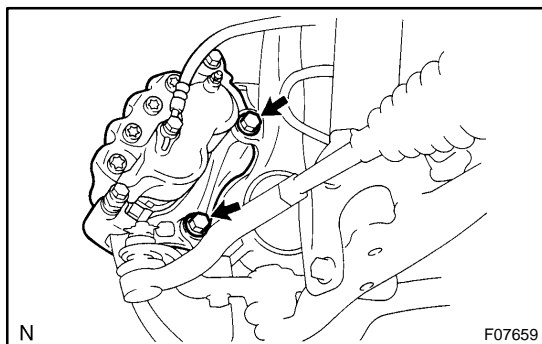


REMOVAL

1. REMOVE FRONT WHEEL

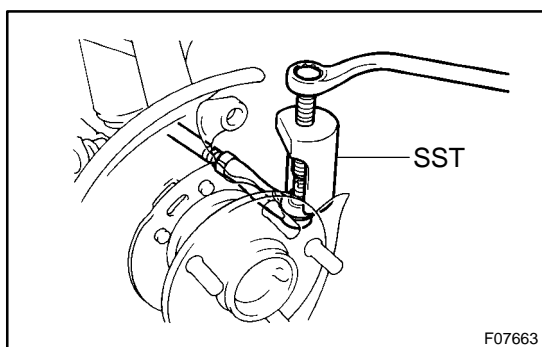


2. REMOVE BRAKE CALIPER

- (a) Remove the 2 bolts and brake caliper from the steering knuckle.
- (b) Support the brake caliper securely.
- (c) Remove the disc.

3. DISCONNECT TIE ROD END FROM LOWER BALL JOINT

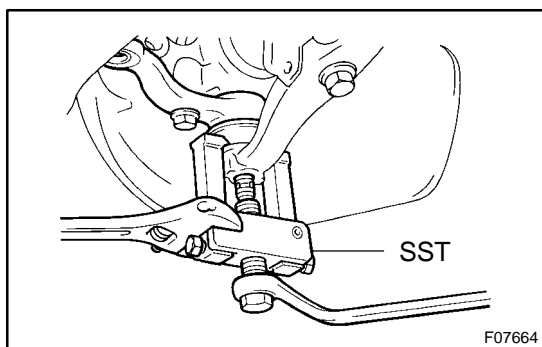
- (a) Remove the clip and nut.



- (b) Using SST, disconnect the tie rod end.
SST 09610-20012

4. DISCONNECT LOWER BALL JOINT FROM LOWER SUSPENSION ARM

- (a) Remove the cotter pin and nut.



- (b) Using SST, remove the lower ball joint.
SST 09628-6201 1

5. REMOVE LOWER BALL JOINT

Remove the 2 bolts and lower ball joint from the steering knuckle.