30 86

(Cont. next page)

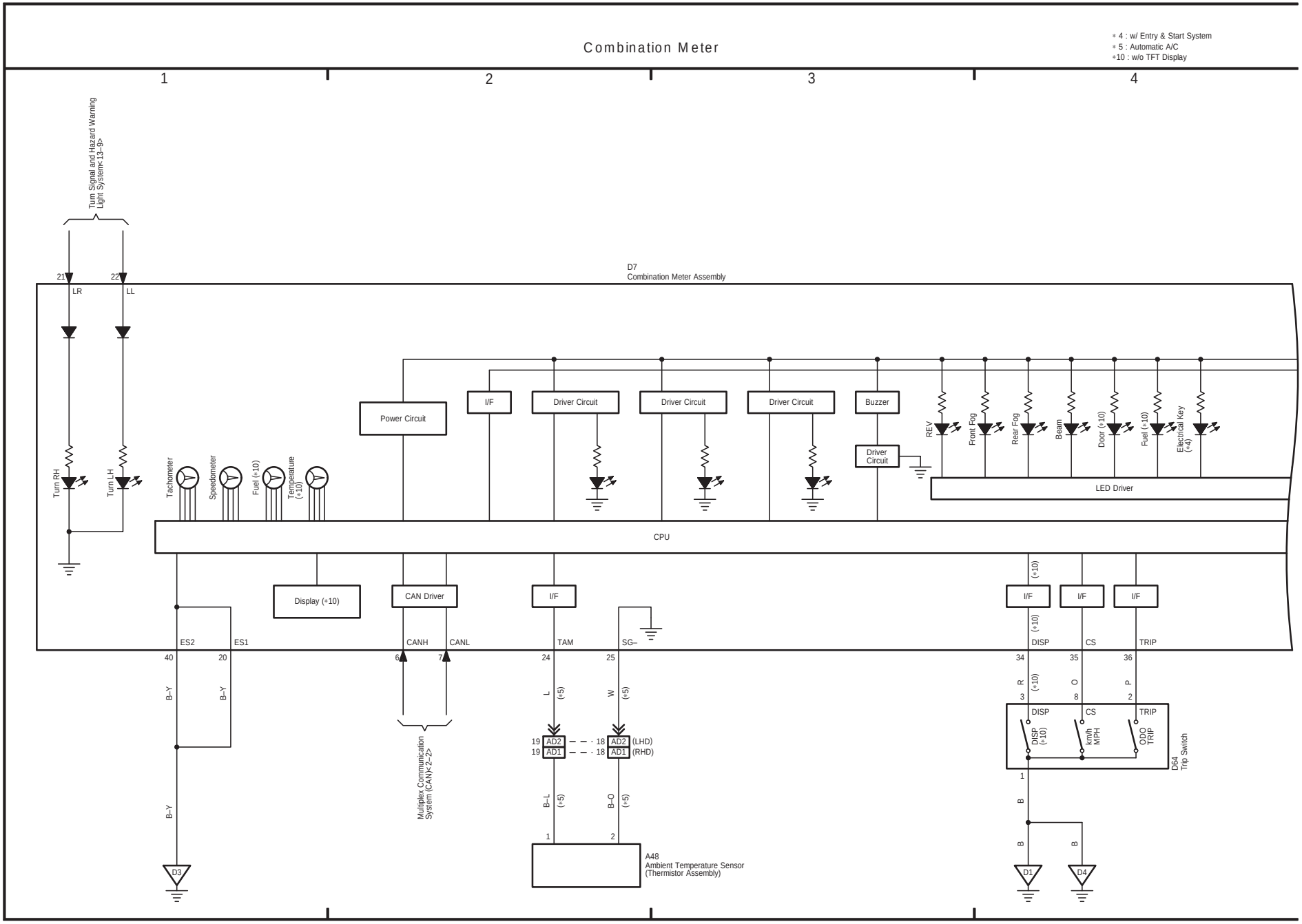

(Cont. next page)

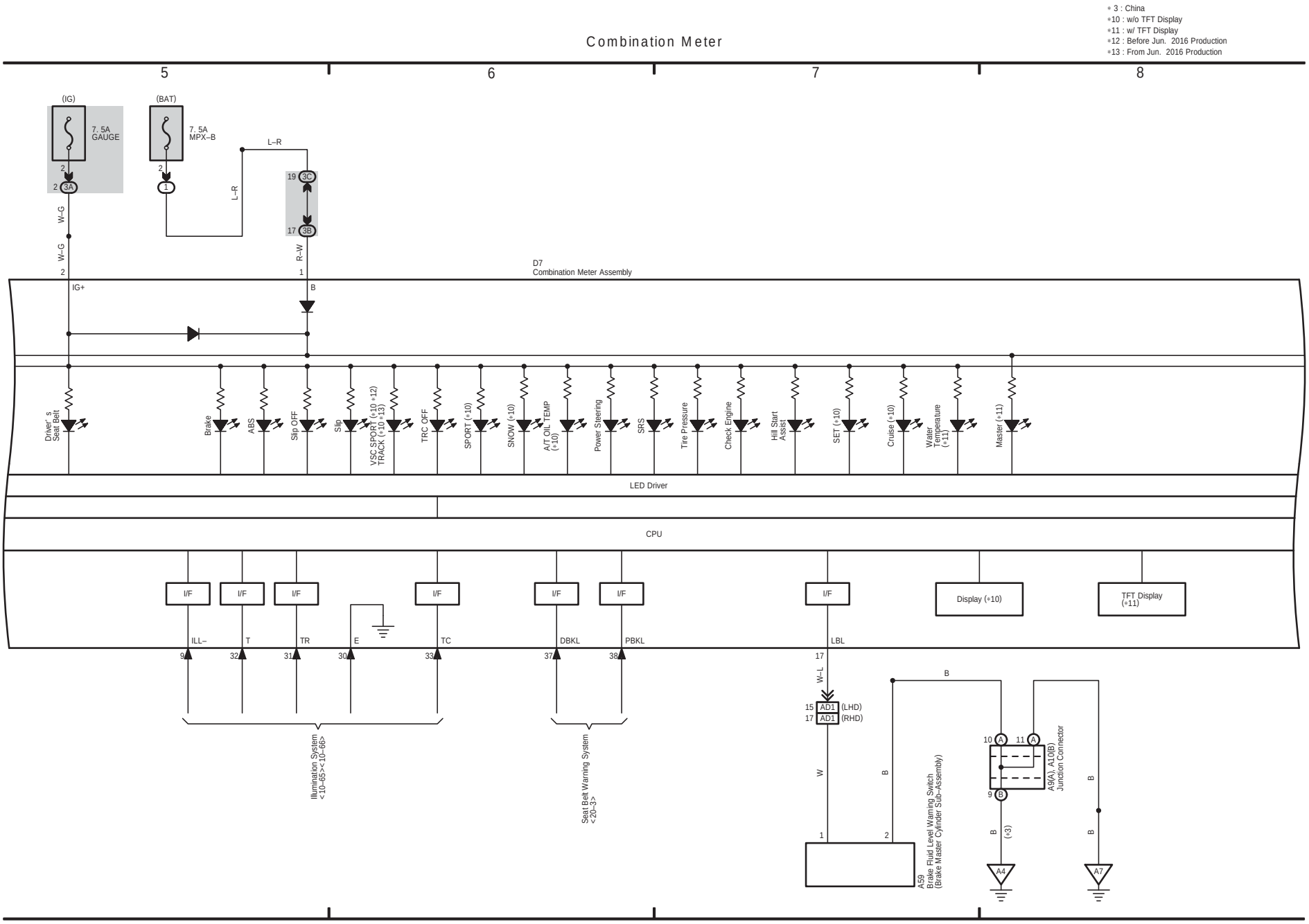

30 86 (Cont' d)

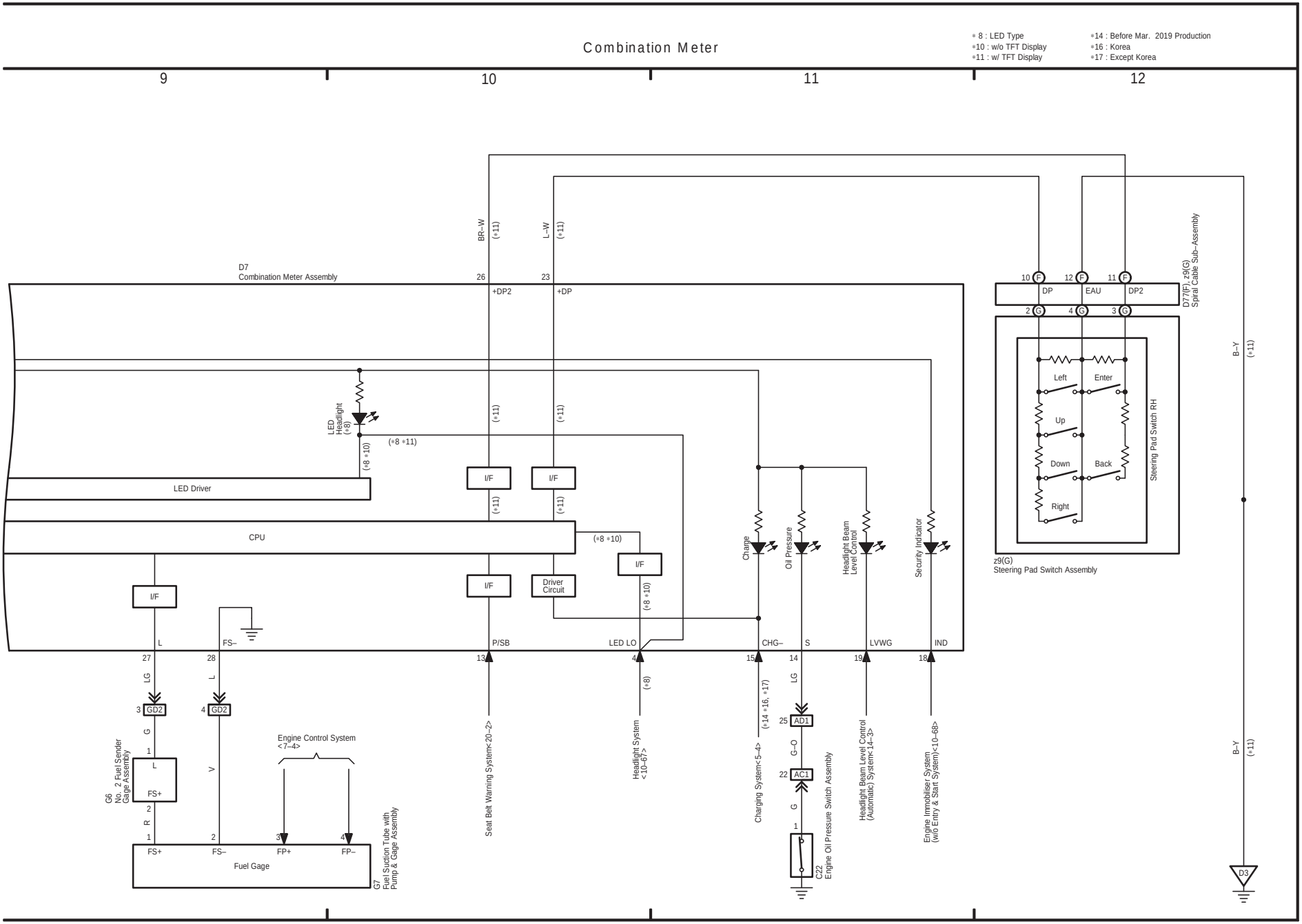
Combination Meter
∗8 : LED Type
∗10 : w/o TFT Display
∗11 : w/ TFT Display
∗14 : Before Mar. 2019 Production
∗16 : Korea
∗17 : Except Korea
9
10
11
12
D7
Combination Meter Assembly
26
23
BR–W
L–W
(∗11)
+DP2
+DP
LED Headlight (∗8)
(∗8 ∗11)
(∗8 ∗10)
LED Driver
I/F
CPU
Driver Circuit
Charge
Oil Pressure
Headlight Beam Level Control
Security Indicator
L
FS–
P/SB
LED LO
CHG–
S
LVWG
IND
27
28
13
4
15
14
19
18
LG
L
G
V
R
GD2
G6
No. 2 Fuel Sender Gage Assembly
FS+
Engine Control System <7–4>
FP+
FP–
Fuel Gage
G7
Fuel Suction Tube with Pump & Gage Assembly
Seat Belt Warning System<20–2>
Headlight System <10–67>
(∗14 ∗16, ∗17)
AD1
AC1
G–O
Charging System<5–4>
C22
Engine Oil Pressure Switch Assembly
Headlight Beam Level Control (Automatic) System<14–3>
Engine Immobiliser System (w/o Entry & Start System)<10–68>
D7(F), z9(G)
Spiral Cable Sub–Assembly
DP
EAU
DP2
Left
Enter
Up
Down
Back
Right
Steering Pad Switch RH
z9(G)
Steering Pad Switch Assembly
B–Y
D3